



# A "HOLE PUNCH" of Mitten FUN



## INSTRUCTIONS:


Using a hole punch and colored construction paper, punch out the number of circles and glue them onto the images as indicated.



# A "HOLE PUNCH" of Mittens!



Using a hole punch and colored construction paper, punch out the number of circles and glue them onto the mitten images as indicated.




10 Green

12 Red

8 Green

Color Red




10 Pink

8 Purple

10 Pink

5 Purple

Color Pink  
& Purple




8 Blue

15 Green

10 Blue

8 Green

Color Blue  
& Green



12 Orange

9 Blue

10 Orange

Color Blue  
& Green

